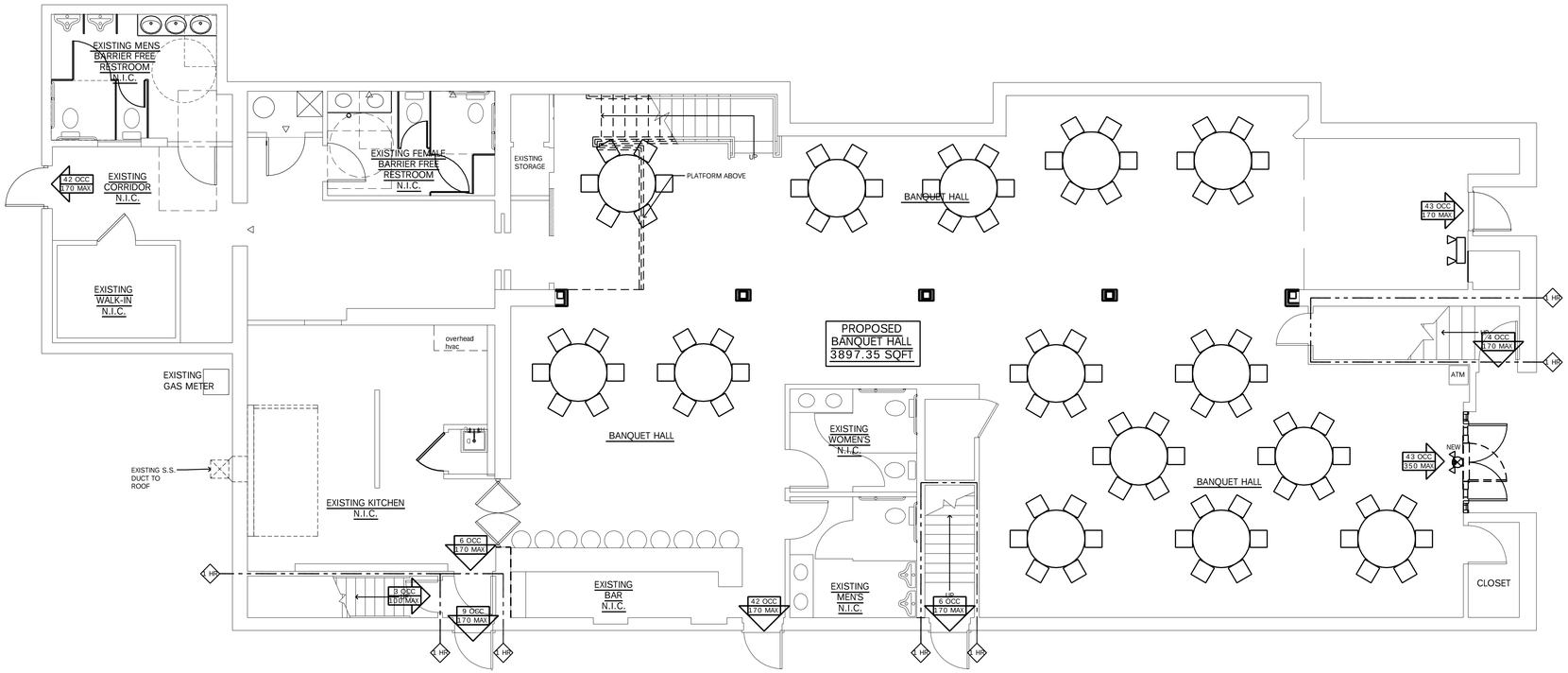

PROPOSED FIRST FLOOR PLAN

SCALE: 3/16" = 1'-0"

1 Z-1

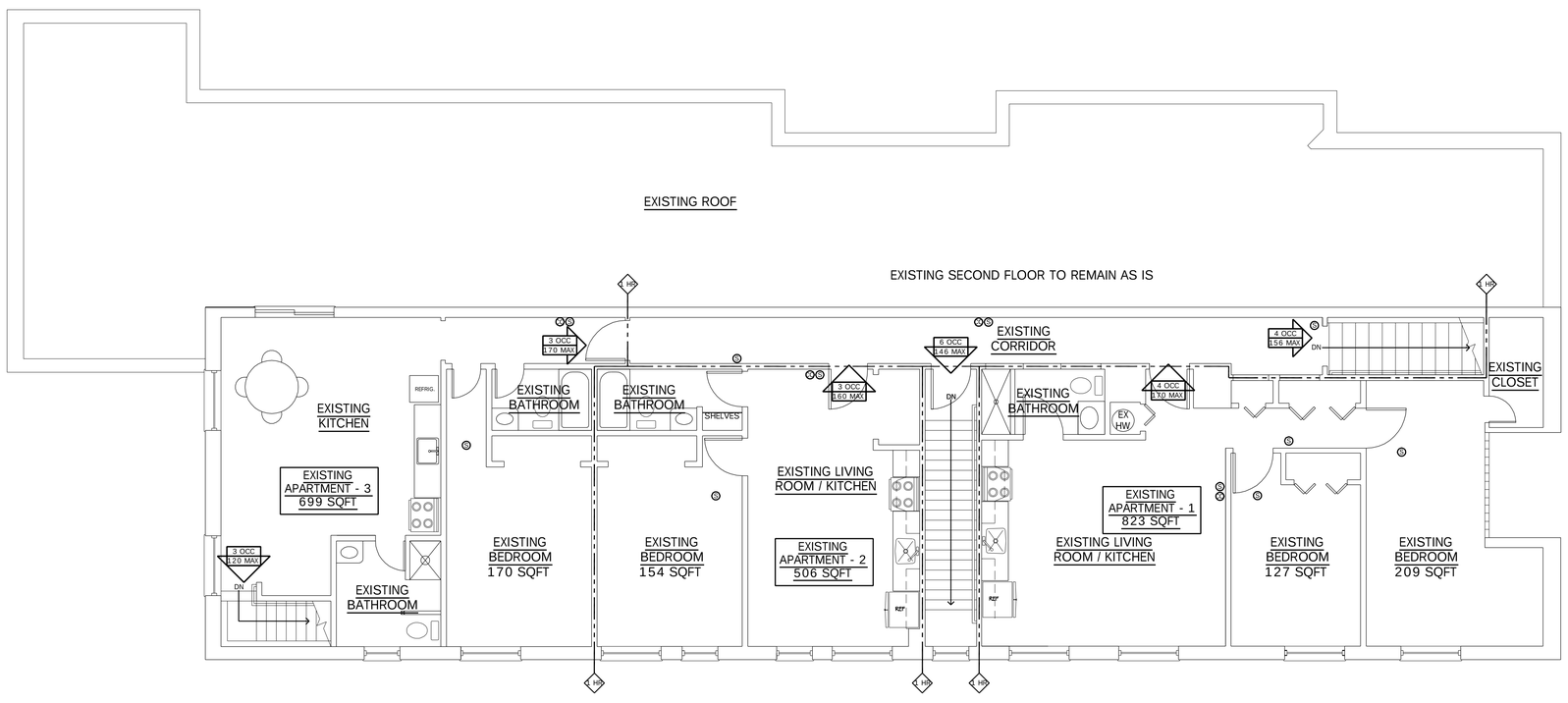

PROPOSED SECOND FLOOR PLAN

SCALE: 3/16" = 1'-0"

2 Z-1

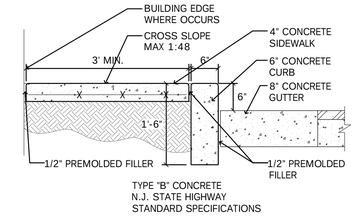

CURB DETAIL

SCALE: 3/4" = 1'-0"

3 Z-1

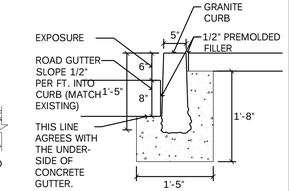

ELEVATION VIEW

CURB DETAIL

SCALE: 3/4" = 1'-0"

4 Z-1

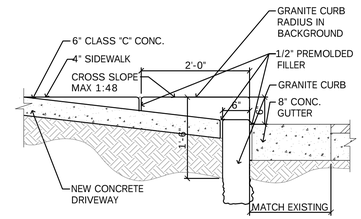

CURB CUT DETAIL

SCALE: 3/4" = 1'-0"

5 Z-1

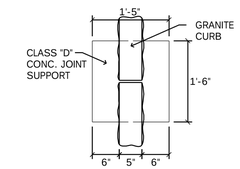

PLAN VIEW
CONC. JOINT SUPPORT

CURB DETAIL

SCALE: 3/4" = 1'-0"

6 Z-1

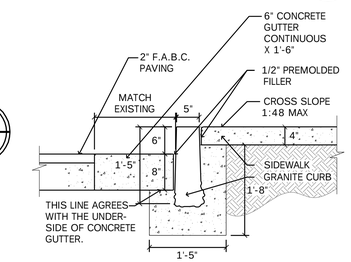

CURB DETAIL

SCALE: 3/4" = 1'-0"

7 Z-1

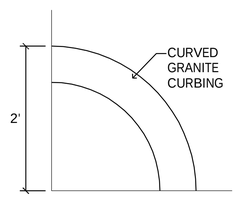

RADIUS DET

SCALE: 3/4" = 1'-0"

8 Z-1

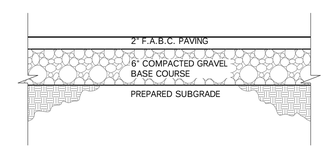

PAVING DETAIL

SCALE: 3/4" = 1'-0"

10 Z-1

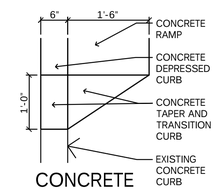

CONCRETE CURB CUT

CURB CUT

SCALE: 3/4" = 1'-0"

11 Z-1

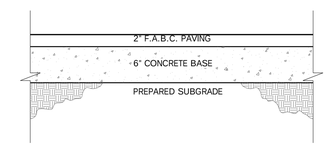

PAVING DETAIL

SCALE: 3/4" = 1'-0"

12 Z-1

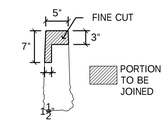

END VIEW
OF CURBING

CURB DETAIL

SCALE: 3/4" = 1'-0"

13 Z-1

#	Revisions	Date
1	COMPLETENESS REVIEW	12-17-24

Consultant

Craig F. Dothé Architect LLC.
ARCHITECTS & PLANNERS
33 N. Brighton Ave.
Atlantic City, NJ 08401
(609) 348-2236
Fax (609) 348-0118

Signature
Date 12.17.24
Registration # AI 09640

BANQUET HALL

30 S FLORIDA AVENUE
ATLANTIC CITY, N.J. 08401
LOT: 20,22,29, & 30 BLOCK 166

Scale: AS NOTED

Project No.: 9929-I

Drawn by: CFD

Date: 12.17.24

1 Z-1

FILE: 9929 I - CRDA ZONING.DWG, 2/21/2025 3:49 PM